




PART No. CWSC224NK

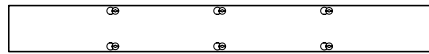
for more information visit
www.hammfg.com

Data subject to change without notice

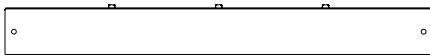
Isometric drawing Not to Scale



ISOMETRIC VIEW



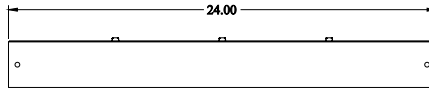
TOP VIEW



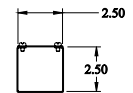
BACK VIEW



SIDE VIEW



FRONT VIEW



SIDE VIEW



BOTTOM VIEW